



250-600HP

MERCURY VERADO®



A man with a beard and a blue hat with a red, white, and green band is embracing a woman from behind. They are both smiling and looking towards the camera. The woman has a large tattoo of a rose on her left arm. They are on a boat with two white Mercury Verado outboard motors visible in the background. The boat has a tan interior with the 'Scout' logo on the side.

MOST PEOPLE SEARCH THEIR WHOLE LIVES FOR A LIFE LIKE THIS

Every day on the water is a blank canvas. An invitation to drop the hammer or float in place. To climb adrenaline highs and dive to deep sea lows. There's a big, wet world out there, full of infinite possibilities. And the Mercury® Verado® outboard is here to power the journey.



BUILT FOR BIG DAYS AND BIG ADVENTURES

Do more. Push further. Splash bigger. Laugh louder. Mercury Verado outboards are a call to adventure. Freedom in the form of meticulous, all-or-nothing engineering from the powerhead to the prop. With supersized power, smooth performance and a host of smart, exclusive features, Verado outboards exceed even the highest expectations. A refined boating experience without compromise.





POWER TO MATCH YOUR AMBITIONS

The 600hp Verado has rewritten the rules on outboard engine performance. A 7.6L V12 powerhead amplifies every rpm, unleashing slingshot torque and spectacular top-end speed. Breakthrough innovations like a steerable gearcase and automatic two-speed transmission ensure smooth performance and unmatched control. Whether powering heavy center-console boats, large catamarans or sportfishing yachts, the V12 Verado outboard has the power to get on plane quickly and effortlessly. It's the new ideal for quiet, smooth, refined performance.



VERADO®

V12
ENGINE

600
HORSEPOWER

7.6
LITERS





DON'T WAIT FOR ADVENTURE. GO OUT AND FIND IT.

Mercury V10 350 and 400hp Verado outboards shift your expectations of what high-horsepower performance feels like. They come to life with impressively responsive power, propelling you forward to sensational top speeds. Superior refinements minimize noise and distraction, while class-leading 5.7-liter displacement and a rugged gearcase design make easy work of every adventure. It's an unrivaled driving experience that only Verado outboards can provide.



07
MERCURY VERADO



VERADO[®]

V10
ENGINE

350/400
HORSEPOWER

5.7
LITERS




VERADO®

V8
ENGINE


250/300
HORSEPOWER

4.6
LITERS



THE LEGEND LIVES ON

Propelled by a 4.6L V8 powerhead, the 250 and 300hp Verado outboard class delivers aggressive acceleration and top speed. Large displacement generates serious torque for power and reliability, ensuring confident runs over long distances and choppy water. The Mercury-exclusive Advanced MidSection (AMS) and under-cowl noise management set the standard for smooth, quiet operation.





THE VERADO[®] ADVANTAGE

11
MERCURY VERADO

COMFORT

PERFORMANCE THAT SPEAKS FOR ITSELF


No more conversations competing with engine noise. Featuring a mid-engine cradle with four progressive mounts, an Advanced MidSection (AMS) isolates the powerhead to deliver a smoother, quieter ride than ever before. It's comfort in a class of its own.



MAINTENANCE

MORE TIME ON THE WATER

By placing a watertight, easy-access door on the top cowl of our V8 and V10 Verado outboards, Mercury has simplified regular service and maintenance, taking the hassle out of engine oil checks and fills. On the V12 Verado outboard, all 200-hour service procedures can be done through the cowl door, without removing the boat from the water.



DURABILITY

AS RUGGED AS IT IS REFINED

Long-bolt design. Maintenance-free valve train. Superior corrosion protection. Dual water inlets for consistent cooling. A robust gearcase to handle big water and heavy boats with confidence. Nothing meets the demanding standards of boaters like the Verado outboards.



EFFICIENCY

MORE FUN ON LESS GAS

Verado outboards deliver superior mpg across every rpm. Advanced Range Optimization precisely calibrates fuel needs for peak efficiency. Features like Adaptive Speed Control and Active Trim automatically adjust to water conditions, ensuring ideal performance and control. Verado outboards are calibrated to deliver peak performance on 87-octane fuel.





THE POWER TO DO MORE

Learn more at mercurymarine.com/smartcraft.



VESSELVIEW EVERY ENGINE HAS A STORY TO TELL

VesselView® brings your engine's stats and digital controls to your fingertips. For convenient access, VesselView Mobile® displays real-time engine data on mobile devices. VesselView Link and SmartCraft® Connect integrate performance data onto compatible displays from Lowrance®, Simrad®, Garmin® and Raymarine®.

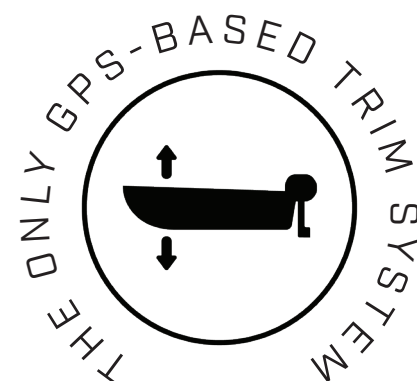


DIGITAL THROTTLE & SHIFT SMOOTH AT ANY SPEED

Mercury Digital Throttle & Shift (DTS) controls deliver silky-smooth shifting and instant throttle response, for effortless handling and complete command.

ACTIVE TRIM PERPETUAL PEAK PERFORMANCE


Perfect drive trim, all the time. Active Trim finds ideal trim settings, automatically adjusting to hole shots, turns and water conditions to ensure smooth handling and optimal efficiency at cruise.



JOYSTICK PILOTING 360° DIGITAL CONTROL

Digital anchoring at the touch of a button and 360° maneuverability in tight spaces when you need it most. Simple joystick controls combine throttle, shift and steering to ensure precise, agile handling in the harbor and around docks. In open water, the Auto Heading and Route features let you lock in your course for simplified control.





PROPELLERS

WHERE THE RPMs MEET THE H₂O

Mercury propellers are engineered to convert every bit of Verado horsepower into unmatched performance. With innovative technology and superior materials behind them, Mercury props set the standard for premium design and durability.

Find the ideal prop for your outboard at mercurymarine.com/propselector.



HUB KITS

Mercury hub kits reduce noise, vibration and harshness at the source. They provide a cushion between the prop and prop shaft, enhancing durability and protecting the drivetrain from most accidental prop impacts.



PVS

Mercury props don't take anything for granted. Our exclusive Performance Vent System® (PVS) lets you custom tune propeller venting, ensuring optimal acceleration.

EXCLUSIVE METALS

Meet the material made specifically to propel Mercury engines. X7® stainless steel alloy is 4x more durable and 30% stronger than conventional stainless, allowing Mercury to design props that would otherwise be impossible.



SERVICE & MAINTENANCE

FEWER WORRIES, MORE TIME ON THE WATER

Learn more at mercurymarine.com/find-a-dealer.



WARRANTY

A Mercury Verado outboard is made to last. Every engine is backed with a three-year limited warranty and an industry-exclusive three-year corrosion warranty.



MERCURY PRODUCT PROTECTION

Get up to eight years of total coverage with Mercury Product Protection™, a factory-backed extended service contract that covers certain expenses beyond the term of the Mercury limited warranty.



DEALER NETWORK

If your engine requires service, an extensive network of factory-trained dealers and master technicians is ready with genuine Mercury replacement parts and accessories to get you back on the water.



PRECISION CARE

Mercury Precision Parts® provide original factory fit and performance to help keep your engine running like new and performing at its peak. Mercury Precision Lubricants® are specially formulated and tested to exceed our high standards and keep engines running smoothly, no matter where your days take you.

BOLDLY BEAUTIFUL

Verado engines are available in three shades of white, as well as our traditional Phantom Black. V8 250 and 300hp and V10 350 and 400hp Verado outboards are compatible with stylish accent panels, and the V12 600hp Verado outboard is available in a paint-ready finish that ships ready for customization.



VERADO[®] SPECIFICATIONS



HP	250 / 300	350 / 400	600
WOT RPM:	5200-6000	5800-6400	5600-6400
Engine Type:	V8 (32-valve, DOHC)	V10 (40-valve, DOHC)	V12 (48-valve, DOHC)
Displacement:	4.6L (279 cu in)	5.7L (349 cu in)	7.6L (461 cu in)
Induction:	Naturally aspirated, performance-tuned intake manifold	Naturally aspirated, performance-tuned intake manifold	Naturally aspirated, performance-tuned intake manifold
Starting:	Electric start with SmartStart Protection	Electric start with SmartStart Protection	Electric start with SmartStart Protection
Gear Ratio:	1.85:1 / 1.85:1 or 1.75:1	2.08:1	2.50:1
Alternator:	115 amp (1449 watt)	150 amp (1890 watt)	150 amp (1890 watt)
Trim System:	Power trim and tilt	Power trim and tilt	Power trim and tilt
Dry Weight:	600lbs (272kg)	695lbs (316kg)	1260lbs (572kg)
Steering:	Electro-hydraulic power steering; JPO (optional)	Electro-hydraulic power steering; JPO (optional)	Integrated electro-hydraulic power steering; JPO (optional)
Fuel Compatibility:	87 octane minimum / up to 10% ethanol	87 octane minimum / up to 10% ethanol	87 octane minimum / up to 10% ethanol
Shaft Length:	20 in (508mm) 25 in (635mm) 30 in (762mm)	20 in (508mm) 25 in (635mm) 30 in (762mm) 35 in (889mm)	20 in (508mm) 25 in (635mm) 30 in (762mm) 35 in (889mm)



MERCURY

GO BOLDLY.®

© 2022 Mercury Marine. All Rights Reserved. Reproduction in whole or in part without permission is prohibited.

GARMIN is a registered trademark of Garmin Ltd. LOWRANCE is a registered trademark of Navico Holding AS Corporation. RAYMARINE is a registered trademark of Teledyne FLIR, LLC. SIMRAD is a registered trademark of Kongsberg Maritime AS Company. All other trademarks belong to Brunswick Corporation.

Product information in this brochure is accurate as of October, 2022. For the latest content, please visit [MercuryMarine.com](https://www.MercuryMarine.com)